

# Technology Services Board Quarterly Meeting

September 15, 2016  
9:00 a.m. – 12:00 p.m.



WA • Office of the

**Chief Information Officer**

September 15, 2016

# AGENDA

TOPIC	LEAD	PURPOSE	TIME
Welcome and opening remarks	Michael Cockrill	Information	9:00
Rhythm of Business	Rob St. John	Information	9:05
<b>Policy Review</b> <ul style="list-style-type: none"> <li>Policy 151 – Disaster Recovery</li> <li>Policy 188 – Accessibility</li> <li>Policy 184 – Data Center Investments</li> </ul>	Rob St. John Sue Langen Ryan Leisinger Cammy Webster	Discussion	9:10
<b>Subcommittee Recap</b> <ul style="list-style-type: none"> <li>Status of Enterprise Projects</li> <li>Oversight Framework</li> </ul>	Rob St. John	Update	9:35
Technology Business Management Program	Rob St. John Cammy Webster Bob Lanouette (LNI)	Information/Discussion	9:40
BREAK			10:20
Decision Package Criteria Weighting	Rob St. John Jim Hammond	Interactive Scoring	10:30
Privacy Initiatives Update	Alex Alben	Information	11:30
Public Comment			11:40
Executive Session – Closed to the Public	Michael Cockrill	Briefing	11:45
ADJOURN – 12:00 noon			

# Current TSB Members

## Industry Members

Kris Kutchera – Alaska Airlines\*

Butch Leonardson – BECU\*

Paul Moulton – Costco

## Legislative Members

Sen. Karen Fraser - Senate D

Sen. Mark Miloscia - Senate R

Rep. Derek Stanford - House D

Rep. Chad Magendanz - House R

## Executive Branch (Agency Directors)

Michael Cockrill – CIO & Chair

Dave Danner – UTC

Tracy Guerin - DRS

Vikki Smith – DOR

## Other Government

Bill Kehoe – CIO King County

Jeff Paulsen – Labor Rep

Blue – members present

Black – members absent

September 15, 2016

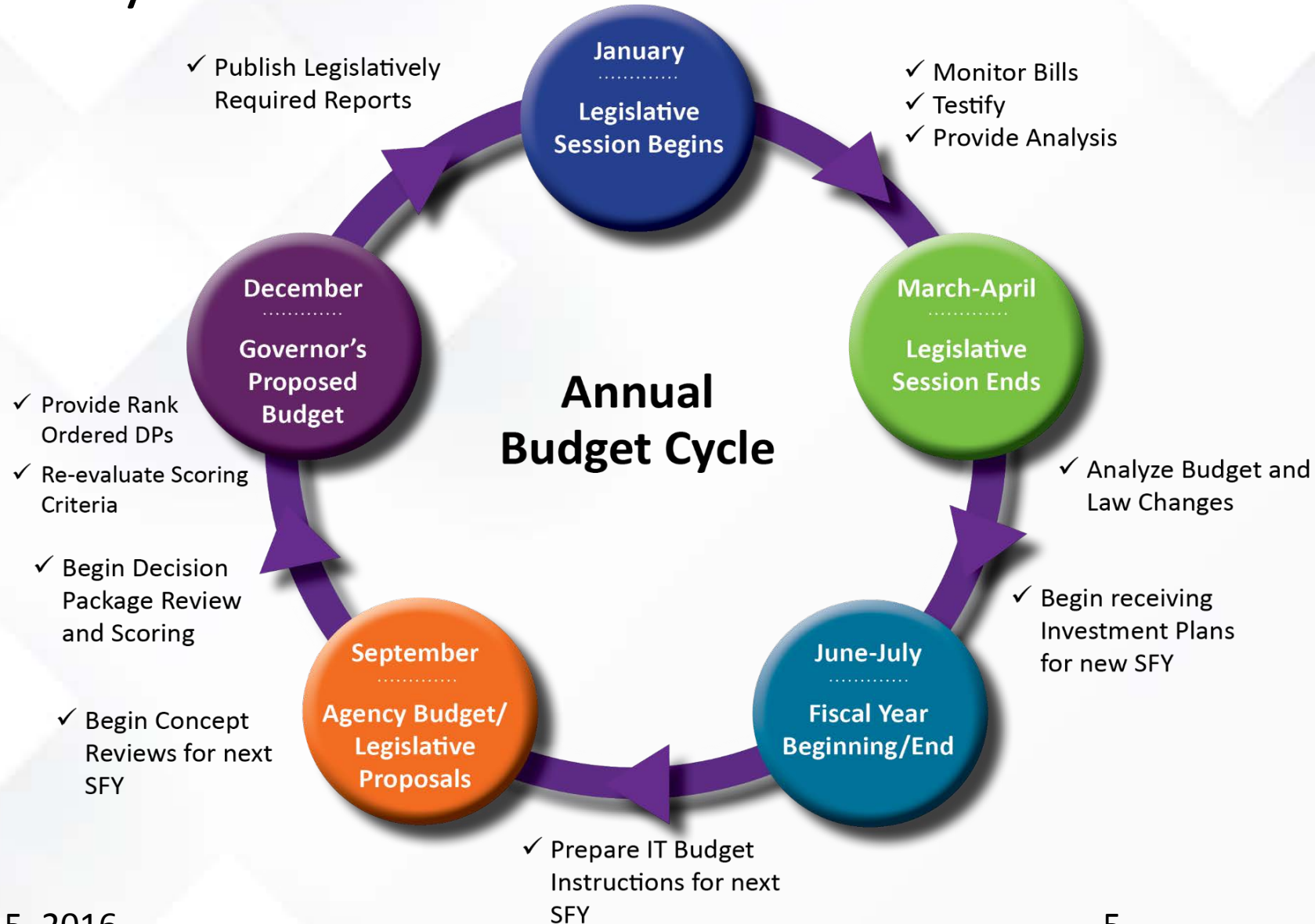
# Rhythm of Business

---

Information

September 15, 2016

# OCIO Rhythm of Business



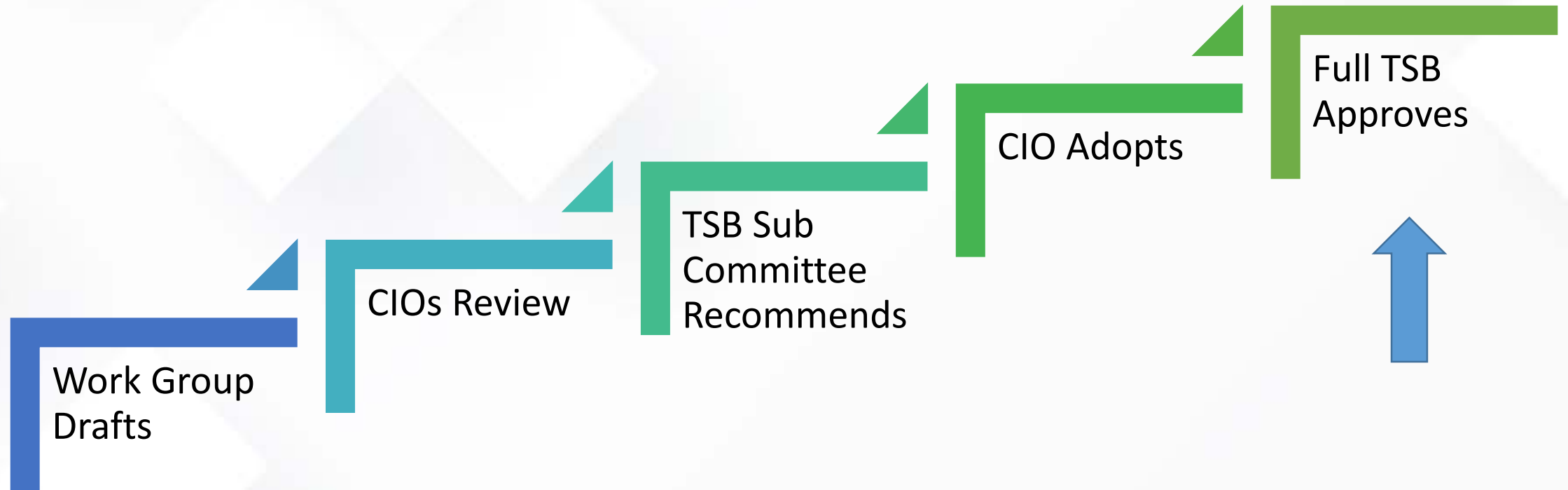
# Policy Review

---

Discussion

September 15, 2016

# Where Are We?



# Why Create Policy & Standards?



## Support Desired Strategic Outcomes

- Broad communication of desired actions or behaviors
- Reinforce enterprise expectations where important



## Standardize

- Create efficiencies where possible
- Support consistency in approach or solution



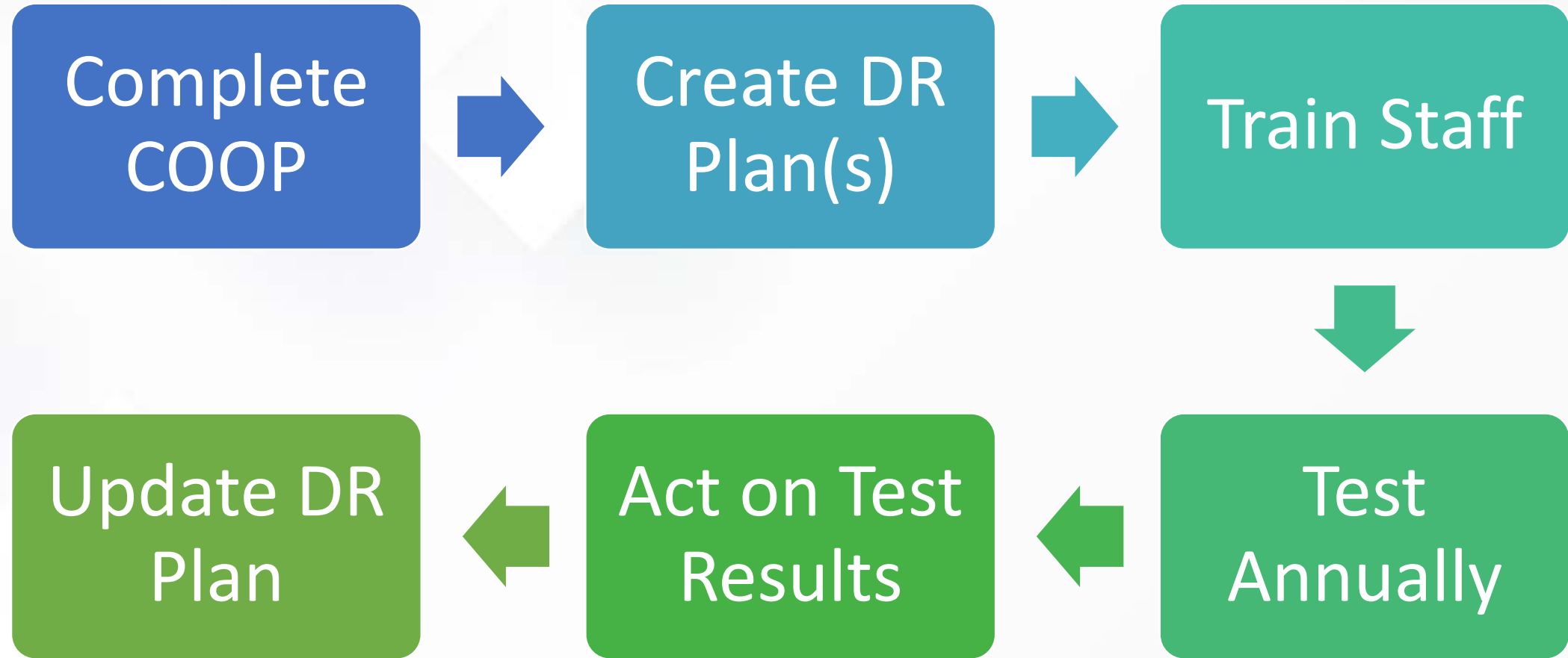
## Manage Risk

- Financial
- Legal
- Political
- Reputational
- Technical/Security





# Policy 151 – IT Disaster Recovery Planning



# Policy 188 - Accessibility

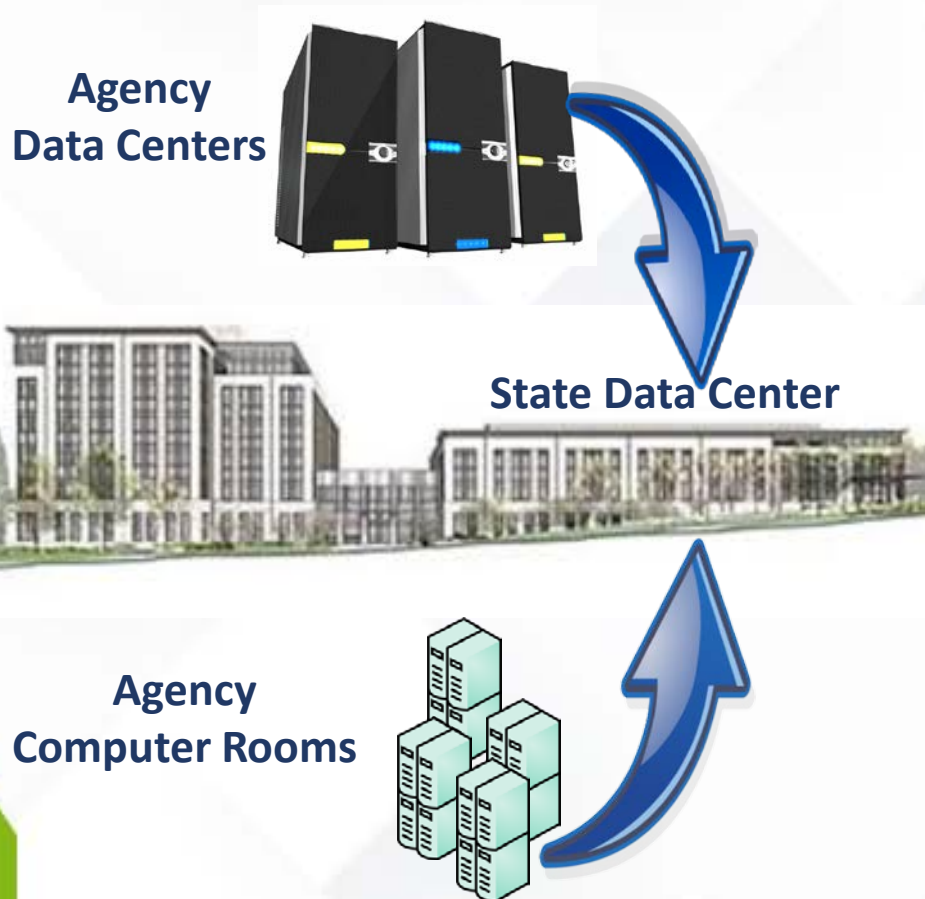
Between 7% – 10% of Washington State's 7 million citizens will benefit from more accessible services and content.

- **Creates** agency accountability
- **Establishes** a path to resolve access issues
- **Engages** disability community



# Policy 184 – Data Center Investments

## Migration Strategy



## Timeline



## Weigh Agency Impact



September 15, 2016

# Policy 184 – Data Center Investments

## Old Policy Limitations

- Ambiguous expectations
- Constrained waiver request process
- Limited strategic thought around future physical compute needs

## Goals

- Statewide data center facility investments narrowed to SDC
- Right size allocation of debt service to help maximize federal participation
- Prompt agency to develop plan to become compliant with RCW

## Agency Voiced Concerns

- Timeline too aggressive
- Competing priorities for agency scarce resources
- Organizational change management impact

# Policy 184 – Results As of September 2016

**OCIO Annual Certification**



```
graph TD; A[OCIO Annual Certification] --> B[Data Center Inventory Submittal]; B --> C[40 Waiver Requests Submitted]; C --> D[Includes Plans Toward Compliance];
```

**Data Center Inventory Submittal**

**40 Waiver Requests Submitted**

**Includes Plans Toward Compliance**

# Subcommittee Recap

---

Update

September 15, 2016

14

# Washington State FAST Projects

<b>DOL - Prorate Fuel Tax</b> \$4.5M Oct 2014 to Oct 2016	<b>DOL – Vehicles/Drivers</b> \$43M Jul 2015 to Dec 2018
<b>FAST Enterprises, LLC</b>	
<b>DOR - Tax &amp; Licensing</b> \$36.6 Jul 2015 to Dec 2018	<b>ESD – Unemployment</b> \$19.6 Apr 2015 to Apr 2017

# Improving Project Outcomes

## Budget

Align technology strategy & public policy

IT strategy

4-6 year projection

Lessons learned

Capital budget model

IT budget pool

## Portfolio

Invest in the right things

Enterprise strategies

Modern / Transform

Enterprise resource planning (ERP)

Unified business identifier (UBI)

Humans

eGov

Technology Business Management (TBM)

## Delivery

Execute & deliver outcomes

Quality Assurance

Risk / Severity

Triggers / major projects to TSB

Process

People/skill

Responsibility

Governance

Project / Program management (PMO)

Taskforce

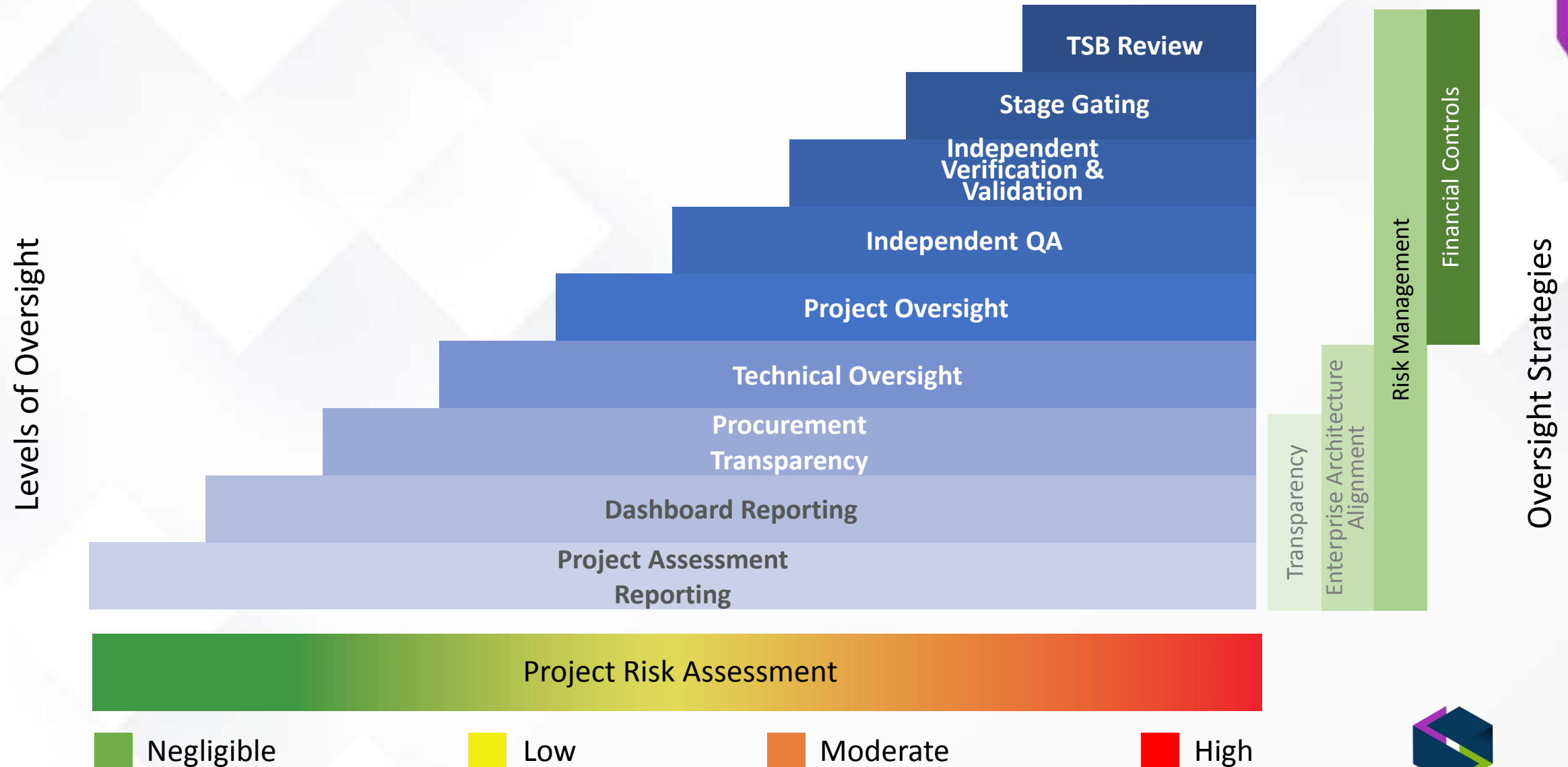
☒ Done

☒ Done

☒ Done



# Concept for Oversight Framework



# Technology Business Management Program

---

Information / Discussion

September 15, 2016

18

# Before TBM Program

Washington leaders saw technology as a mystery black box



What do you get for spend?

**Over  
\$1 Billion  
Annual IT  
Spend**



Vulnerable to budget cuts

# TBM Program Evolution

**Total Cost of Ownership (TCO) Study Mandate (2010)**

**Gartner TCO Assessment (2011)**

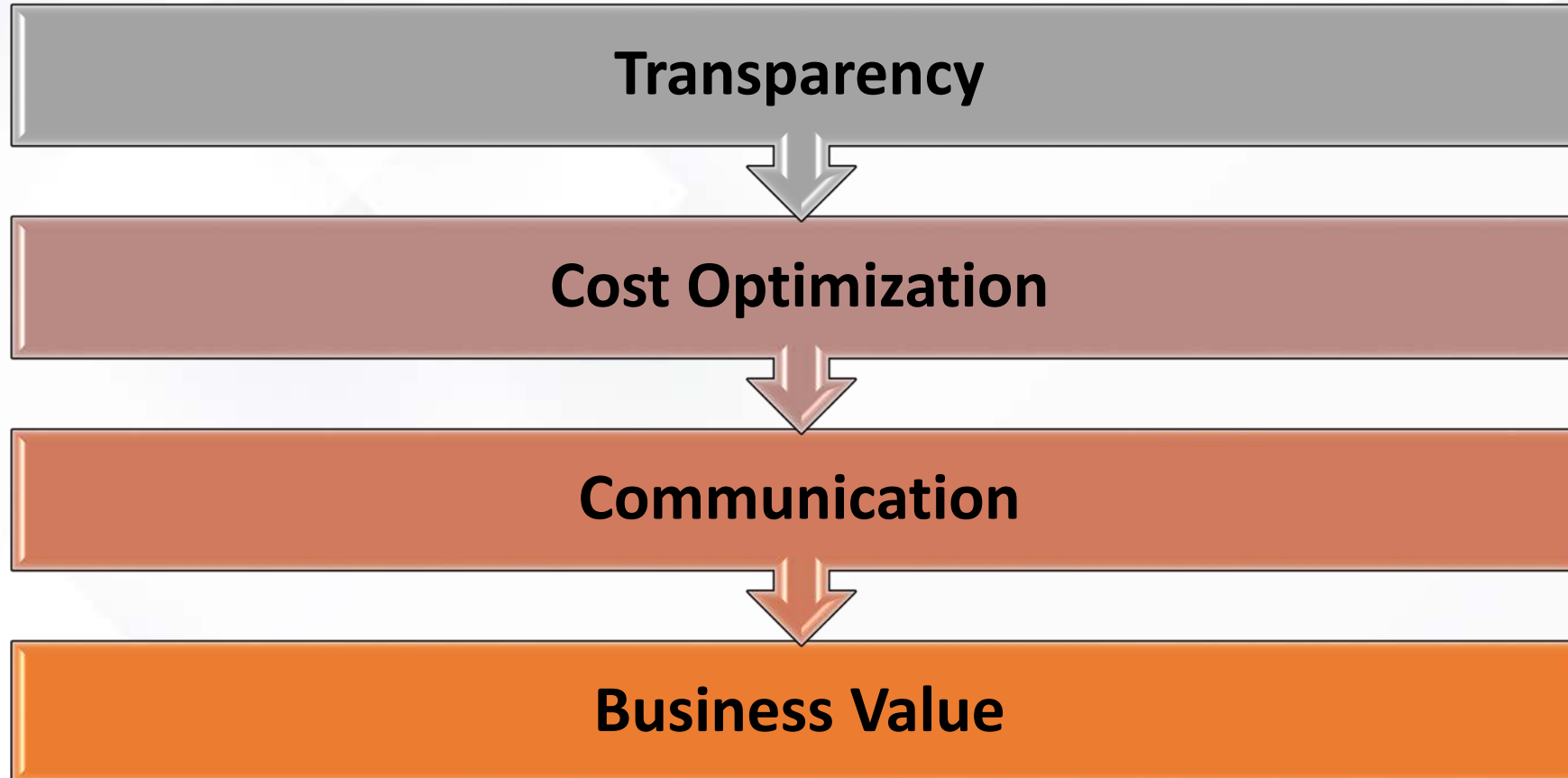
**OCIO Created (2011)**

**OCIO Establishes TBM Program (2012)**

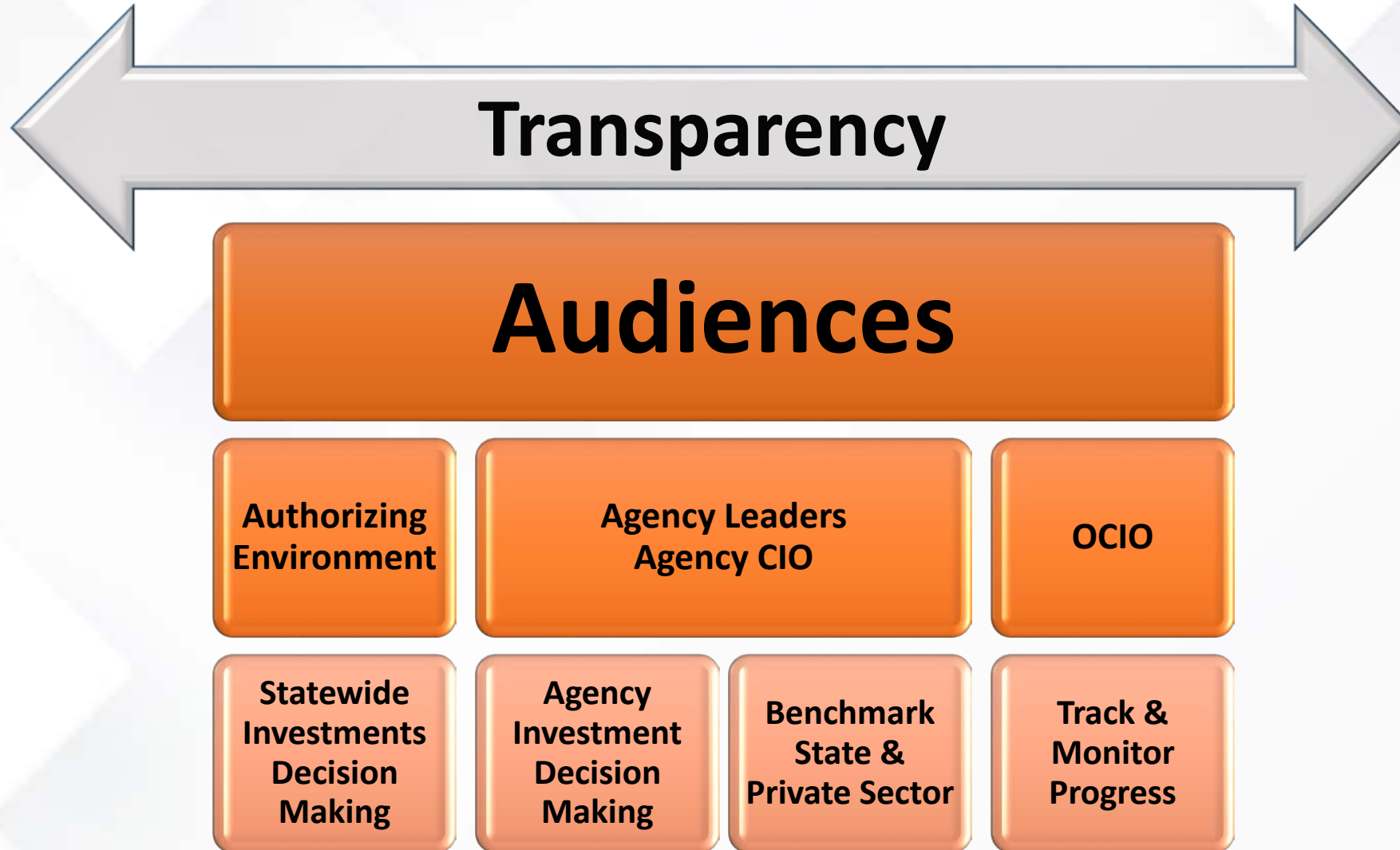
**Reporting Solution Selected (2012)**



# TBM Program Goals



# TBM Program Reporting



# LABOR & INDUSTRIES



# Lines of Business/Business Services

## **PREVENTION**

- Prevent bad things from happening to those that live and work in Washington

## **RECOVERY**

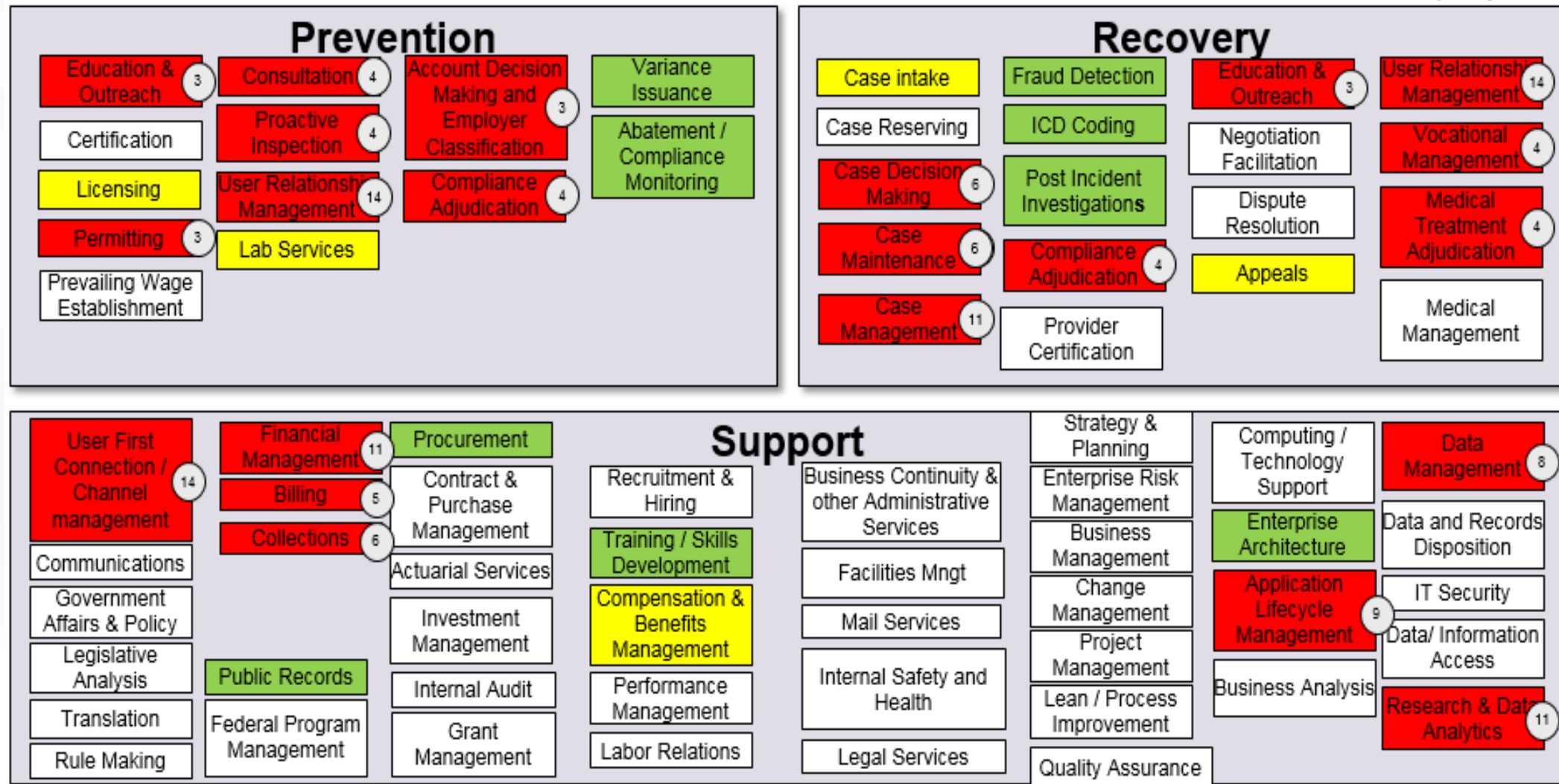
- Assure response, recovery and remediation when bad things to happen

## **SUPPORT**

- Provide enterprise-wide services and support to those conducting prevention and recovery

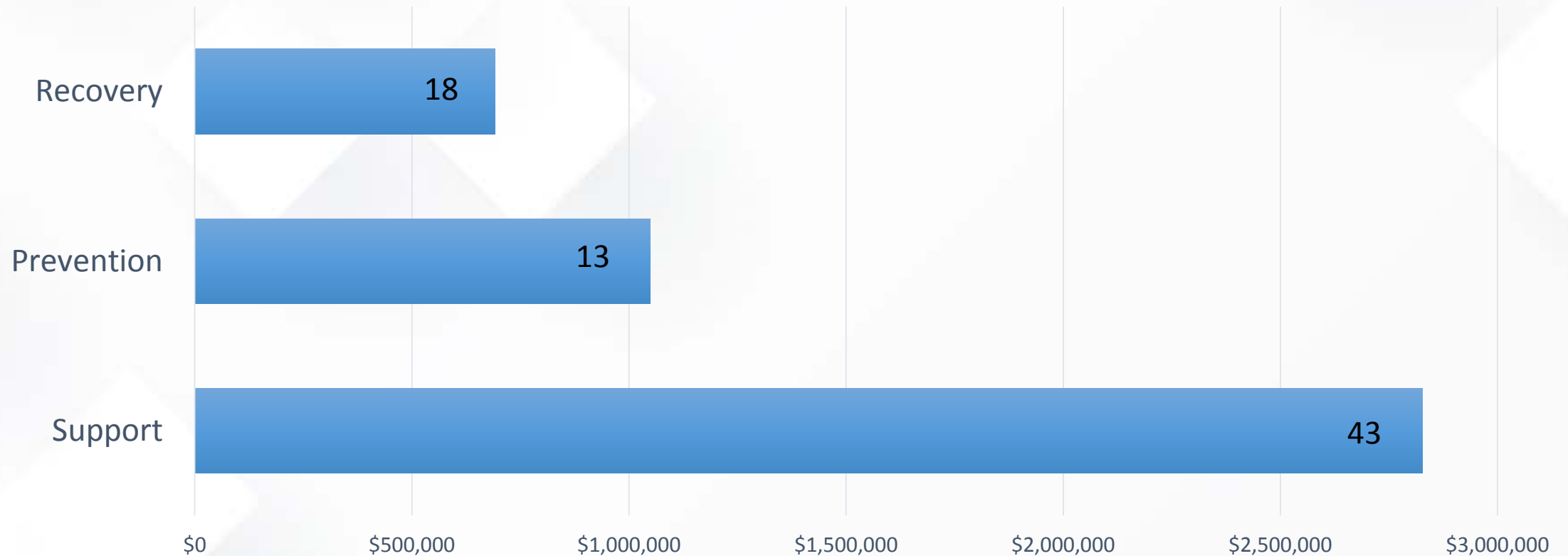


# LNI – Business Services

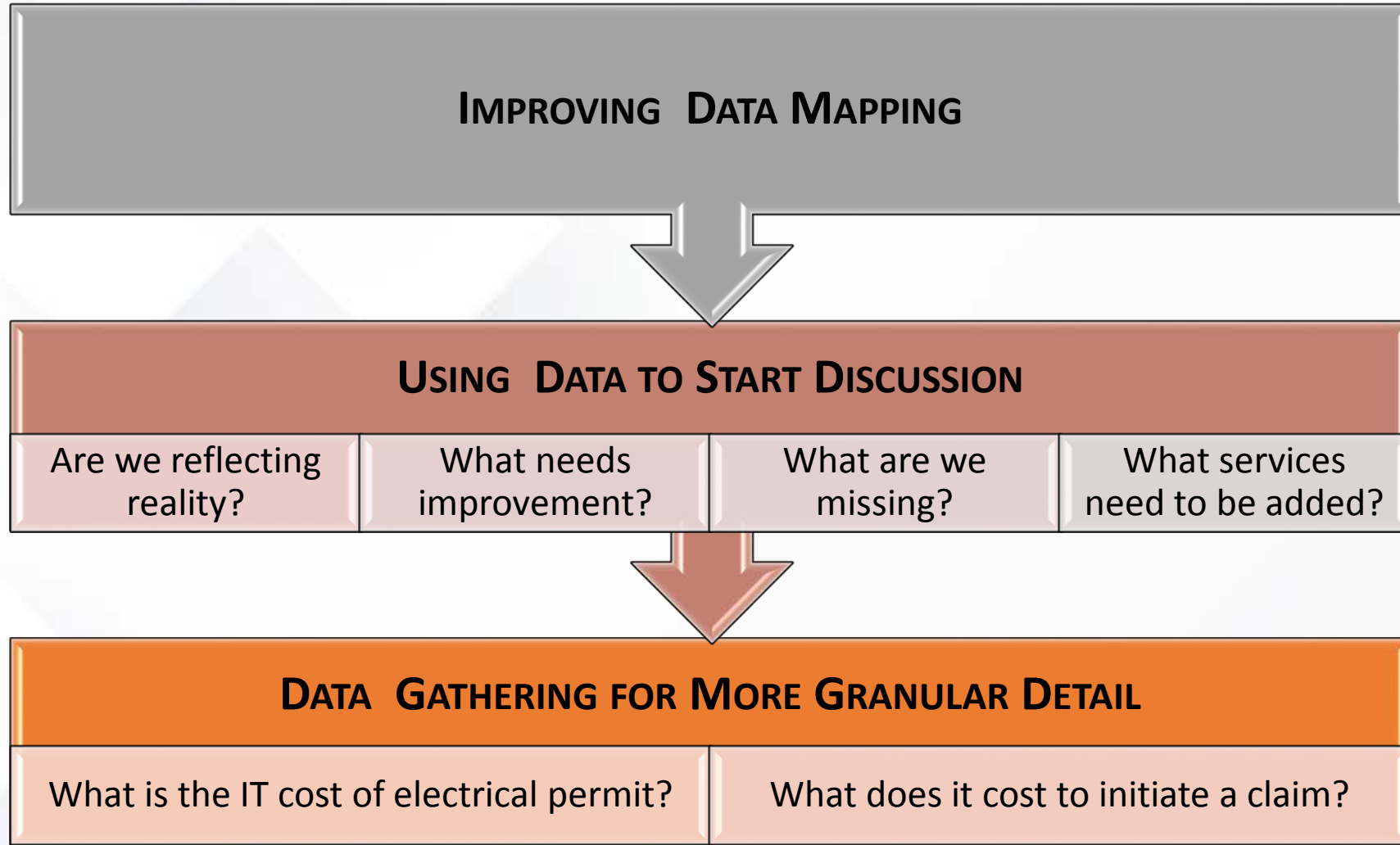


# LNI – Business Services IT Spend

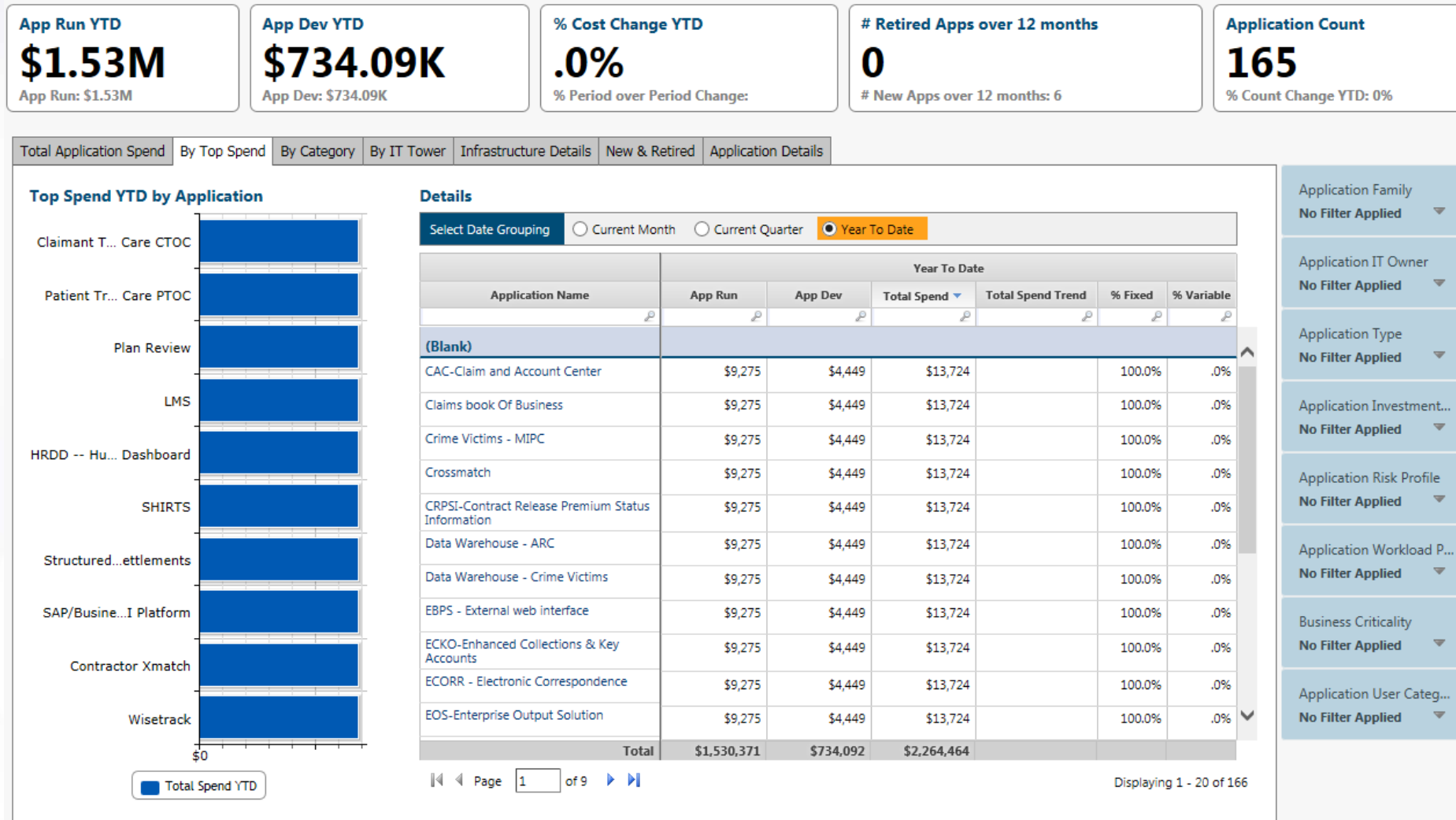
FY16



# LNI – What We’re Working Toward



# LNI – What We're Working Toward



# Labor & Industries: Next Steps

## Improving

- Process
- Systems
- Technology

Commercial Off-The-Shelf-Software (COTS)  
first

Use TBM in Decision Process

# WaTech

**LEAN Initiative - Customer Billing**



**Electronic Access Billing Detail**

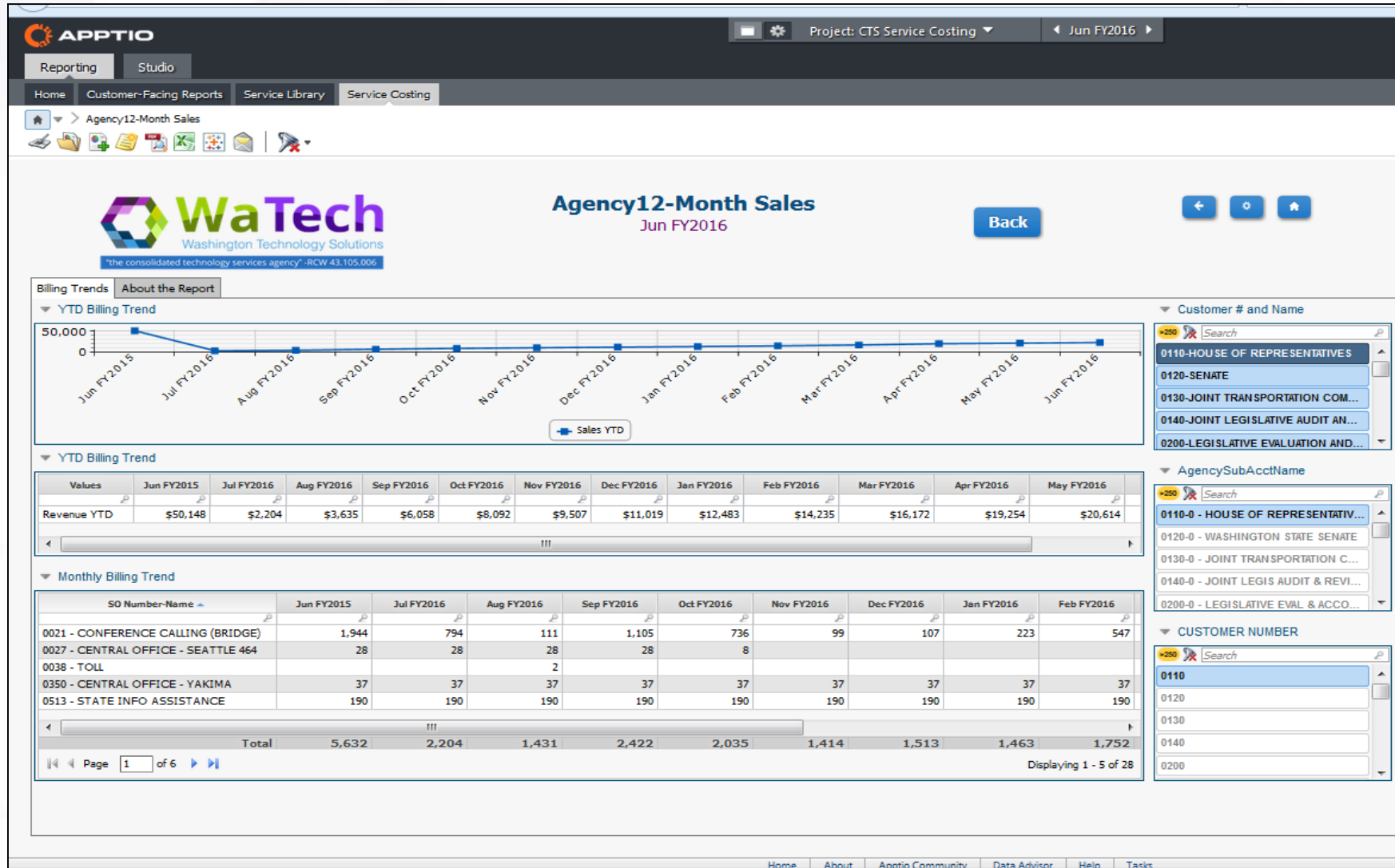


**InterAgency Spending Trend (EL Charges)**



**Reduced Paper Billing**

# Interagency Spend (EL) Billing Trend



# Interagency Spend (EL) Billing Detail

APPTIO Project: CTS Service Costing Jul FY2017

Reporting Studio

Home Service Library Service Costing

Billing Detail - CTS Services

WaTech Washington Technology Solutions  
"the consolidated technology services agency" - RCW 43.105.006

Billing Detail - CTS Services Jul FY2017

Back

Adjustments Conference Calls DR EAD E-Mail & Secured Email Listserv LYNC MDM Network Pass Thru Charges Phone Lines Server & VM Hosting Shared Web Hosting Storage Switch Long Distance Toll URL Redirect VPN About the Report

Switch Long Distance

CUSTOMER	ACCOUNT	ACCOUNT NAME	BILL AMOUNT	LAST NAME	FIRST NAME	I	BLL DT	CALL DT	MINUTES	CLL TM	FROM CITY	STATE
2350 - DEPARTMENT OF LABOR AND INDUSTRIES	2350 - B - LD0001	MASS CONVERTED EMPLO	\$0.05	AARESTAD	AARG235		201607	20160621	1	82147	MOUNT VERN	WA
2350 - DEPARTMENT OF LABOR AND INDUSTRIES	2350 - B - LD0001	MASS CONVERTED EMPLO	\$0.10	AARESTAD	AARG235		201607	20160608	2	75435	MOUNT VERN	WA
2350 - DEPARTMENT OF LABOR AND INDUSTRIES	2350 - B - LD0001	MASS CONVERTED EMPLO	\$0.05	AARESTAD	AARG235		201607	20160621	1	81137	MOUNT VERN	WA
2350 - DEPARTMENT OF LABOR AND INDUSTRIES	2350 - B - LD0001	MASS CONVERTED EMPLO	\$0.07	ABE	ABED235		201607	20160616	2	115227	OLYMPIA	WA
2350 - DEPARTMENT OF LABOR AND INDUSTRIES	2350 - B - LD0001	MASS CONVERTED EMPLO	\$0.49	ABE	ABED235		201607	20160620	14	100213	OLYMPIA	WA
2350 - DEPARTMENT OF LABOR AND INDUSTRIES	2350 - B - LD0000	NEW EMPLOYEES	\$0.42	ACKLEY	ACKK235		201607	20160609	12	125741	BREWSTER	WA
2350 - DEPARTMENT OF LABOR AND INDUSTRIES	2350 - B - LD0000	NEW EMPLOYEES	\$0.07	ACKLEY	ACKK235		201607	20160629	2	101110	OLYMPIA	WA
2350 - DEPARTMENT OF LABOR AND INDUSTRIES	2350 - B - LD0000	NEW EMPLOYEES	\$0.04	ACKLEY	ACKK235		201607	20160615	1	155645	OLYMPIA	WA
2350 - DEPARTMENT OF LABOR AND INDUSTRIES	2350 - B - LD0000	NEW EMPLOYEES	\$0.04	ACKLEY	ACKK235		201607	20160616	1	152241	OLYMPIA	WA
2350 - DEPARTMENT OF LABOR AND INDUSTRIES	2350 - B - LD0000	NEW EMPLOYEES	\$0.07	ACKLEY	ACKK235		201607	20160621	2	102921	OLYMPIA	WA
2350 - DEPARTMENT OF LABOR AND INDUSTRIES	2350 - B - LD0000	NEW EMPLOYEES	\$0.04	ACKLEY	ACKK235		201607	20160627	1	134432	OLYMPIA	WA
2350 - DEPARTMENT OF LABOR AND INDUSTRIES	2350 - B - LD0000	NEW EMPLOYEES	\$0.18	ACKLEY	ACKK235		201607	20160629	5	142336	OLYMPIA	WA
2350 - DEPARTMENT OF LABOR AND INDUSTRIES	2350 - B - LD0000	NEW EMPLOYEES	\$0.07	ACKLEY	ACKK235		201607	20160621	2	85916	OLYMPIA	WA
2350 - DEPARTMENT OF LABOR AND INDUSTRIES	2350 - B - LD0000	NEW EMPLOYEES	\$0.14	ACKLEY	ACKK235		201607	20160627	4	95824	OLYMPIA	WA
2350 - DEPARTMENT OF LABOR AND INDUSTRIES	2350 - B - LD0001	MASS CONVERTED EMPLO	\$0.21	ACKLEY	ACKS235		201607	20160617	6	83306	BREWSTER	WA
2350 - DEPARTMENT OF LABOR AND INDUSTRIES	2350 - B - LD0001	MASS CONVERTED EMPLO	\$0.25	ACKLEY	ACKS235		201607	20160621	7	125237	SEATTLE	WA
2350 - DEPARTMENT OF LABOR AND INDUSTRIES	2350 - B - LD0001	MASS CONVERTED EMPLO	\$0.07	ACKLEY	ACKS235		201607	20160622	2	111838	OLYMPIA	WA
2350 - DEPARTMENT OF LABOR AND INDUSTRIES	2350 - B - LD0001	MASS CONVERTED EMPLO	\$0.07	ACKLEY	ACKS235		201607	20160622	2	113127	BREWSTER	WA

Total \$3,098.09 80334

Page 1 of 1044 Displaying 1 - 20 of 20867

CUSTOMER

2150 - UTILITIES AND TRANSPORTAT...  
2200 - BOARD FOR VOLUNTEER FIR...  
2250 - WASHINGTON STATE PATROL  
2270 - WASHINGTON STATE CRIMIN...  
2280 - WASHINGTON TRAFFIC SAFE...  
2350 - DEPARTMENT OF LABOR AN...  
2400 - DEPARTMENT OF LICENSING

ACCOUNT

2350 - B - LD0000  
2350 - B - LD0001  
0110 - 0 - SCAN00  
0120 - 0 - SCAN00  
0400 - 1 - 040001  
0500 - 0 - SCAN00  
0500 - 0 - SCAN00

LAST NAME

AARESTAD  
ABE  
ACKLEY  
ADAMS  
ADKINS  
AFO  
AGA  
AGAR  
AGINA  
AGUIAR  
AGUILERA

FIRST NAME

AARG235  
ABED235  
ABERDEEN  
ACKK235  
ACKS235  
ADAD235  
ADAF235  
ADAN235  
ADKI235  
AFOD235  
AFOL235



# OCIO Reporting – What We Are Learning

## IT Resource Tower & Cost Pools

- Application vs. Infrastructure
- Internal & External Labor Cost

## Spend Type

- Increase Acquisition vs. Maintenance & Operation

## Increased Spend Trend

- Drivers behind uphill trend
  - \$1.03B (FY14) to \$1.28B (FY16)

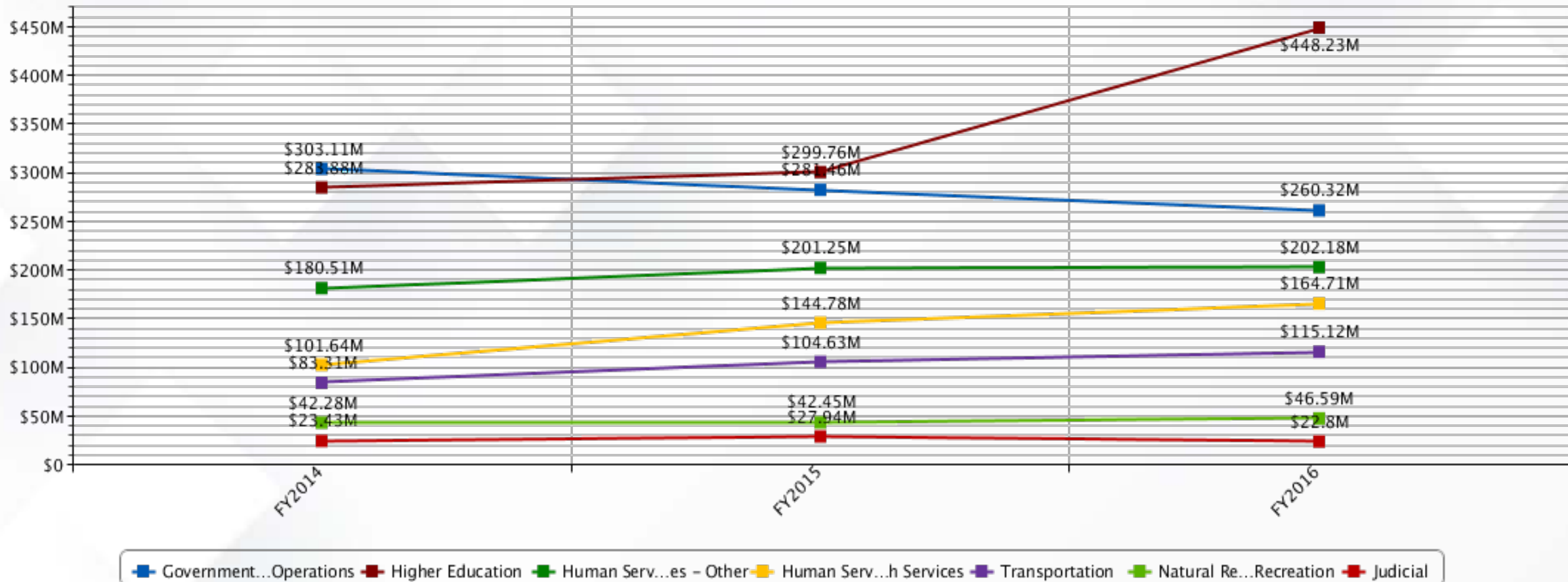
## Spend by Government Sector

- Increased spend Higher Education

# IT Spend Type



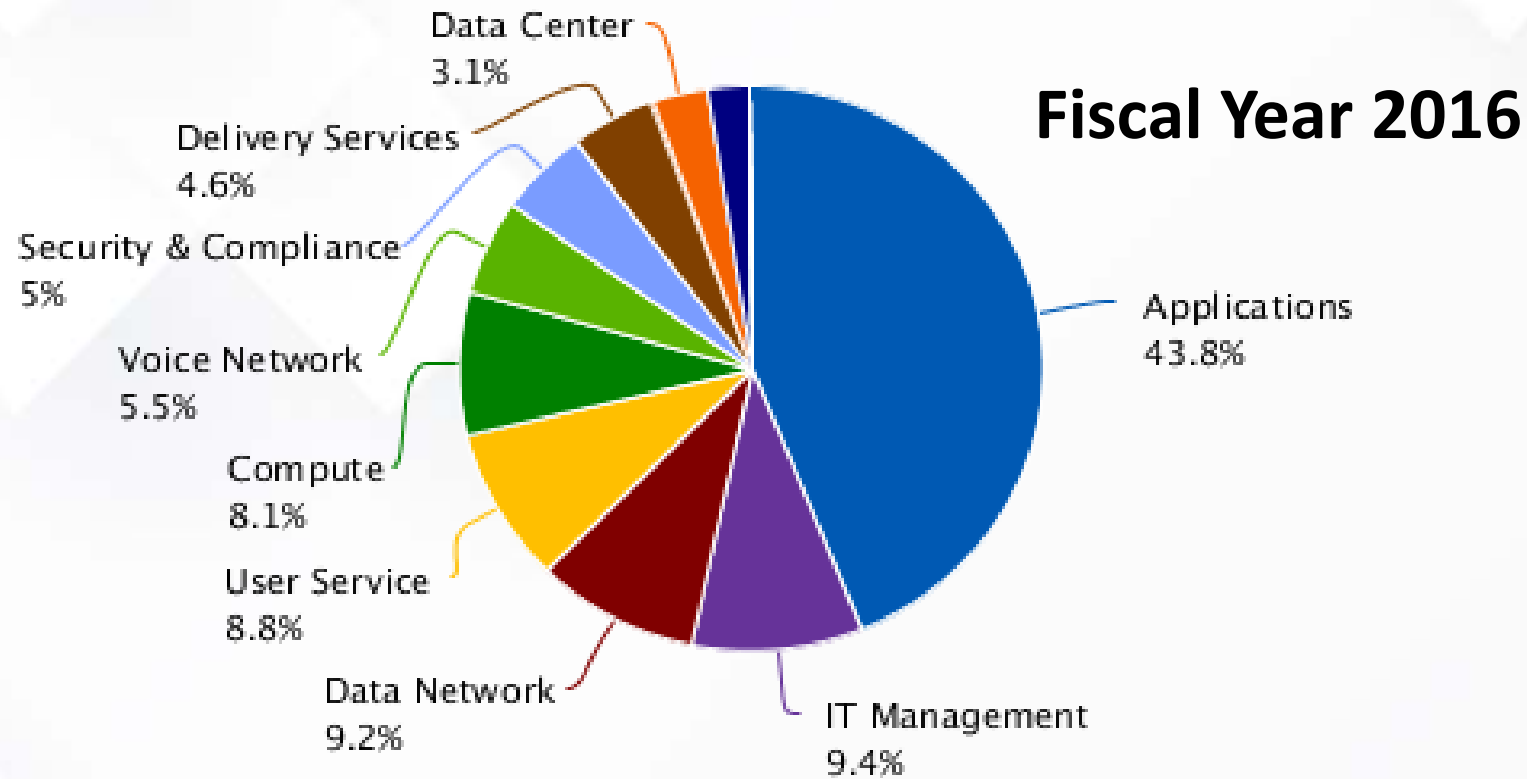
# IT Spend Across Government Sectors



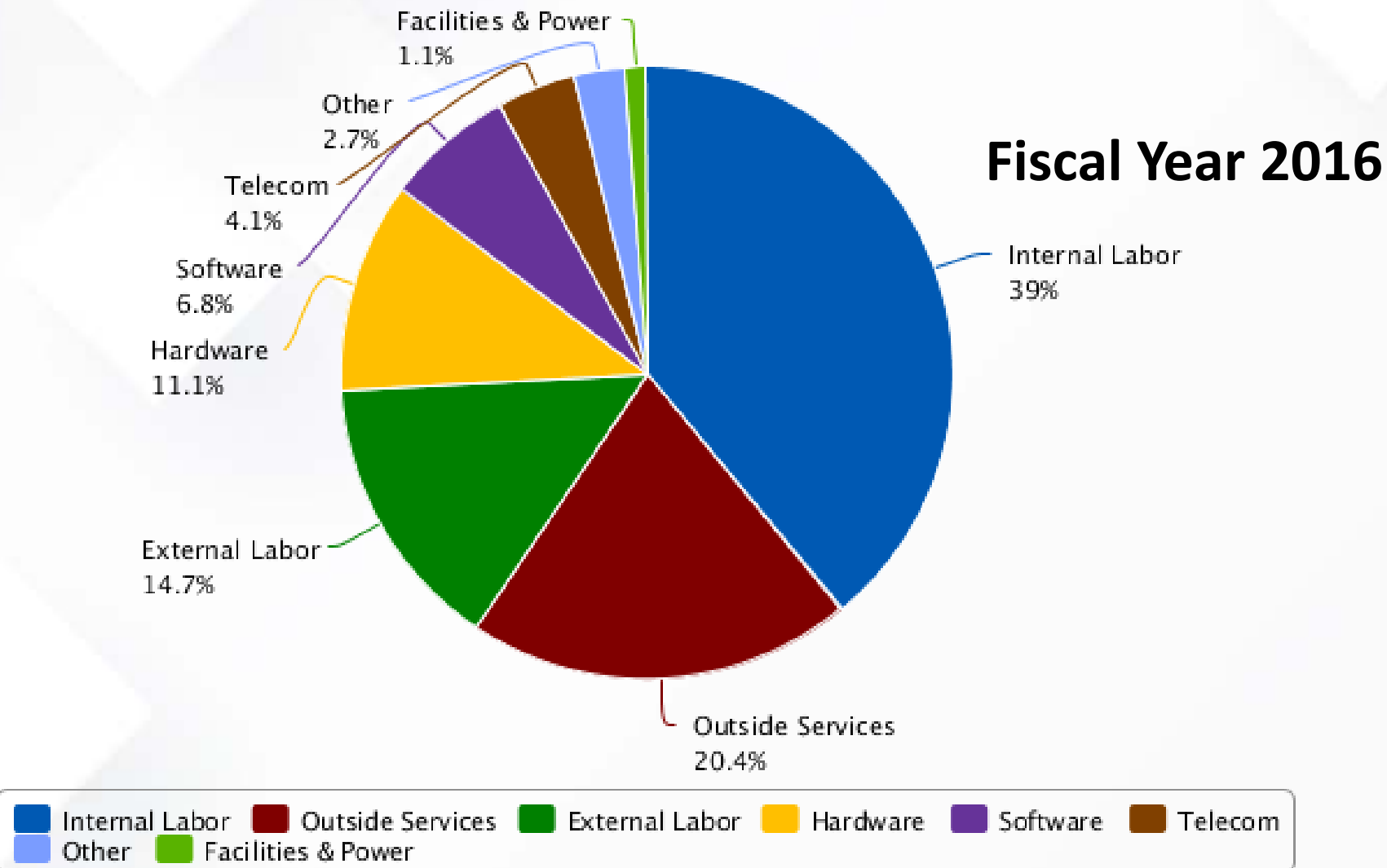
# Increased IT Spend – Higher Education



# IT Spend by IT Resource Towers



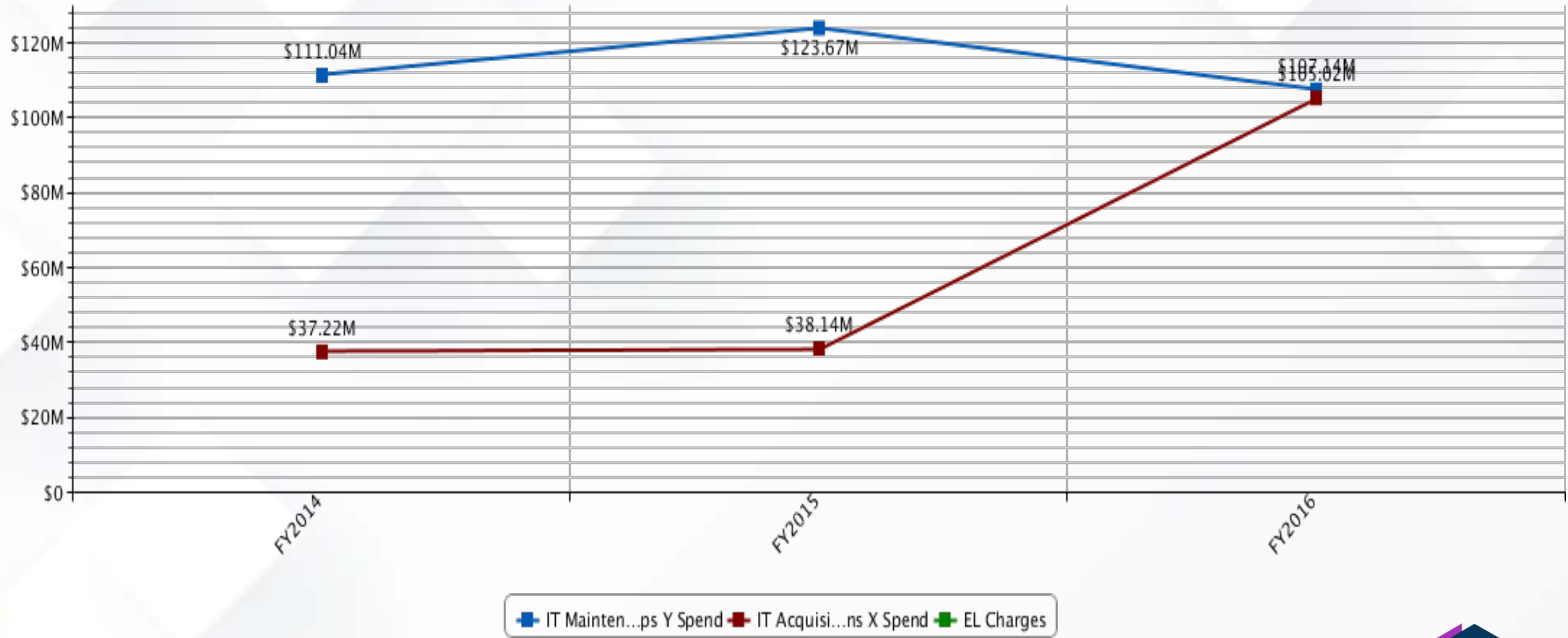
# IT Spend by Cost Pool



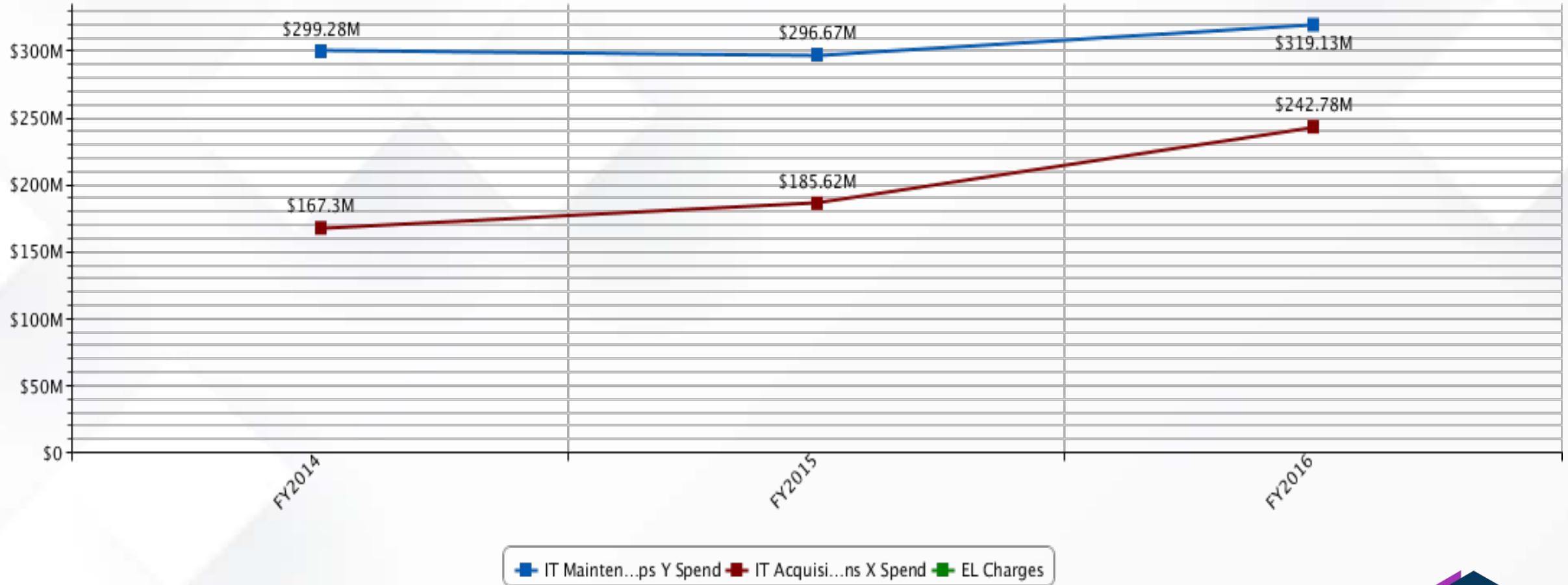
Total: 1,439,334,730

September 15, 2016

# Increased IT Spend– Contract Services (External Labor)



# Increased IT Spend – Internal Labor





# Statewide FTE Count Reported in AFRS



# Authorizing Environment Reporting

## Biennial Report

- IT Spend by Government Sector
- Spend by Technology Towers
- Cost Pools

## Annual Trend

- Compare fiscal year IT Spend

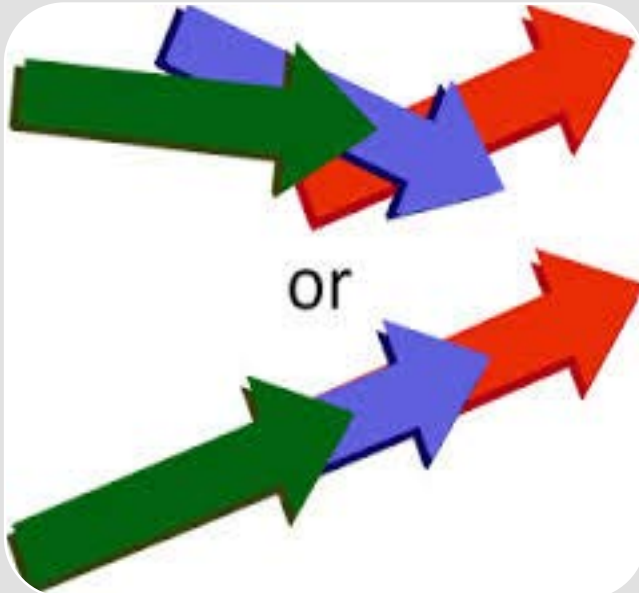
# QUESTIONS?

# Decision Package Criteria Weighting

---

# Budget Law for Decision Packages

## Strategic Alignment



## Transparency



## Enterprise View



# DP Prioritization Process Steps



Establishing  
Criteria



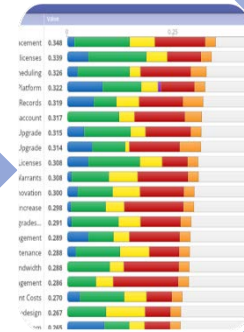
Weighting  
Criteria



Scoring  
Budget Requests



Ranking  
Results



# FY17-19 DP Budget Request Criteria

Business Driven IT Management

Architectural Standards

Technology Alignment

Security / Privacy

# Criteria Weighting - Pairwise Comparison

Use Pairwise Comparison  
to prioritize criteria





# Privacy Initiatives Update

---

September 15, 2016

49

# Privacy Modeling

- First of a kind effort to create a tool to identify applicable privacy laws for end users
- Will have utility for state and local governments
- A web-based application that takes a set of user inputs (types of personal information) and delivers outputs (guidelines for use based on applicable privacy laws)
- Funded by a Hewlett Foundation grant
- Here's a “sneak preview” . . .

## Step 1: Category

### Step 1: Select Agency Category

Please input or select the type of personal information your agency is working with

Healthcare

Finance

Licensing 1

### Step 2: Personal Information Items

Name

Social Security Number

DL

Citizenship

Legal Status

Gender

Race/Ethnicity

DOB

Place of Birth

Contact Information

Security Clearance

### Step 3: Purpose

Please select how your agency will use the information

Store

Sell/Rent

Share

Publish/Disclose

ID or Grant License

Protection/Shield

Benefits Services

## Step 4: Results

## Dashboard

4



No Restriction

Contact Information



Place of Birth



Limitations Apply

Race/Ethnicity

1

- 1 Store for a limited time
- 1 Share with Restriction
- 2 Do not share publicly



DL

2

- 1 Store for a limited time
- 1 Share Internally

3



Restricted

Citizenship

- 2 Do not share



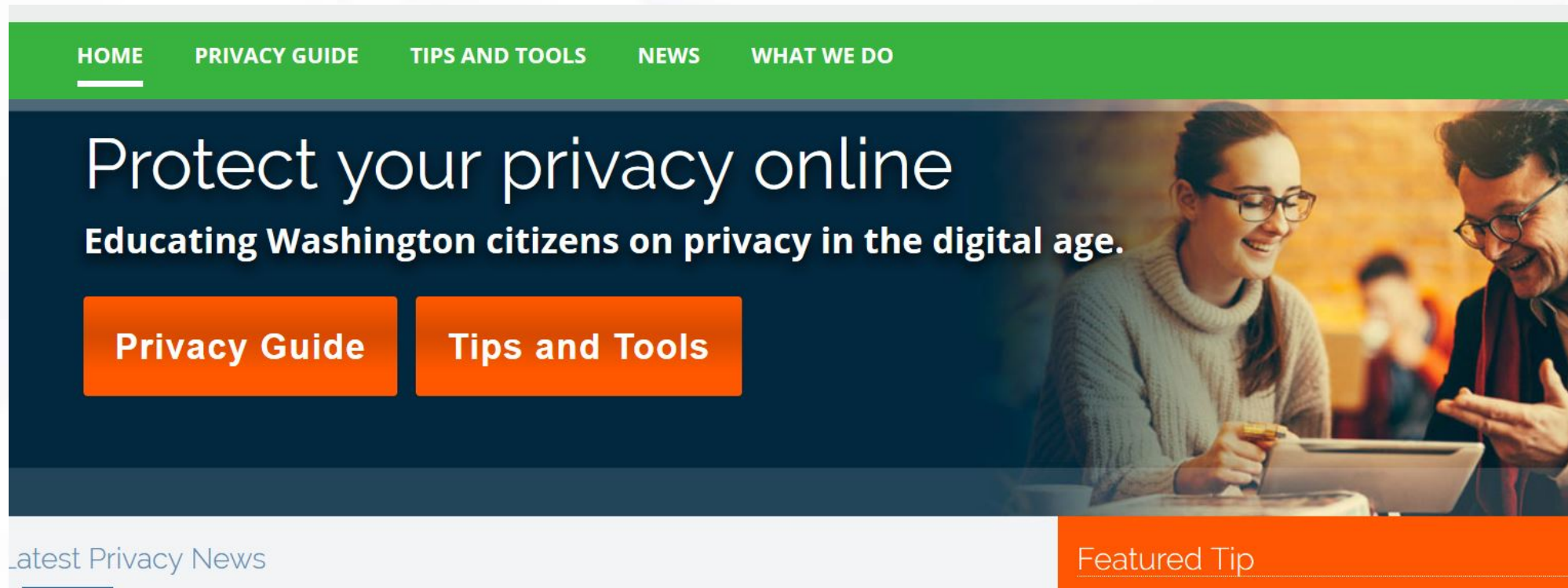
Legal Status

- 2 Do not share
- 2 Do not process



# Launched new Privacy Web Site

- Better “tips and tools” for consumers
- Part of “Education and Outreach” charter
- Current privacy articles



# Two more projects

## One-Click Data Sharing

- Promote ease of use for authorized data sharing
- Complement existing legal forms
- Web-based application

## Privacy Assessment Report

- Based on 45 agencies completing survey
- First of a kind assessment
- Will develop “best practices” based on results

# Public Comment

---

September 15, 2016

54

# Executive Session

---

September 15, 2016

55